

Superintendent Runcie's Video





The eLearning World

Synchronous and Asynchronous Classrooms

- Canvas Learning Management System (LMS) - Asynchronous Classroom

“Not happening at the same time”



Canvas

- TEAMS for Web Conferencing – Synchronous Classroom

“Happening at the same time”



Teams

- Virtual Counselor





What is Canvas?

Canvas is a Learning Management System, or LMS, and is often described as, "a way to simplify teaching and learning by connecting all the digital tools teachers and students use in one easy place".

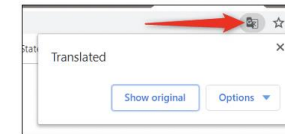
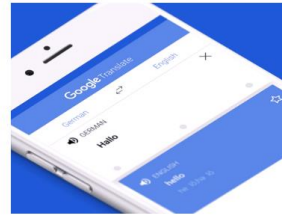
With Canvas, students can:

- receive course announcements
- manage upcoming assignments for all courses in one calendar
- submit assignments
- take quizzes
- receive feedback about course work
- communicate with teachers (and other students)
- and much, much more!

Students can access Canvas through their [Single-Sign-On Clever Launch Pad](#), but teachers need to publish courses and content before students can participate and interact with them.

English Language Learners

<https://browardschools.instructure.com/courses/867005>



**TOOLS FOR SUPPORTING ELLS
THROUGH REMOTE LEARNING**

Bilingual/ESOL Department



How to Translate Information in Canvas to Multiple Languages



Google Translate

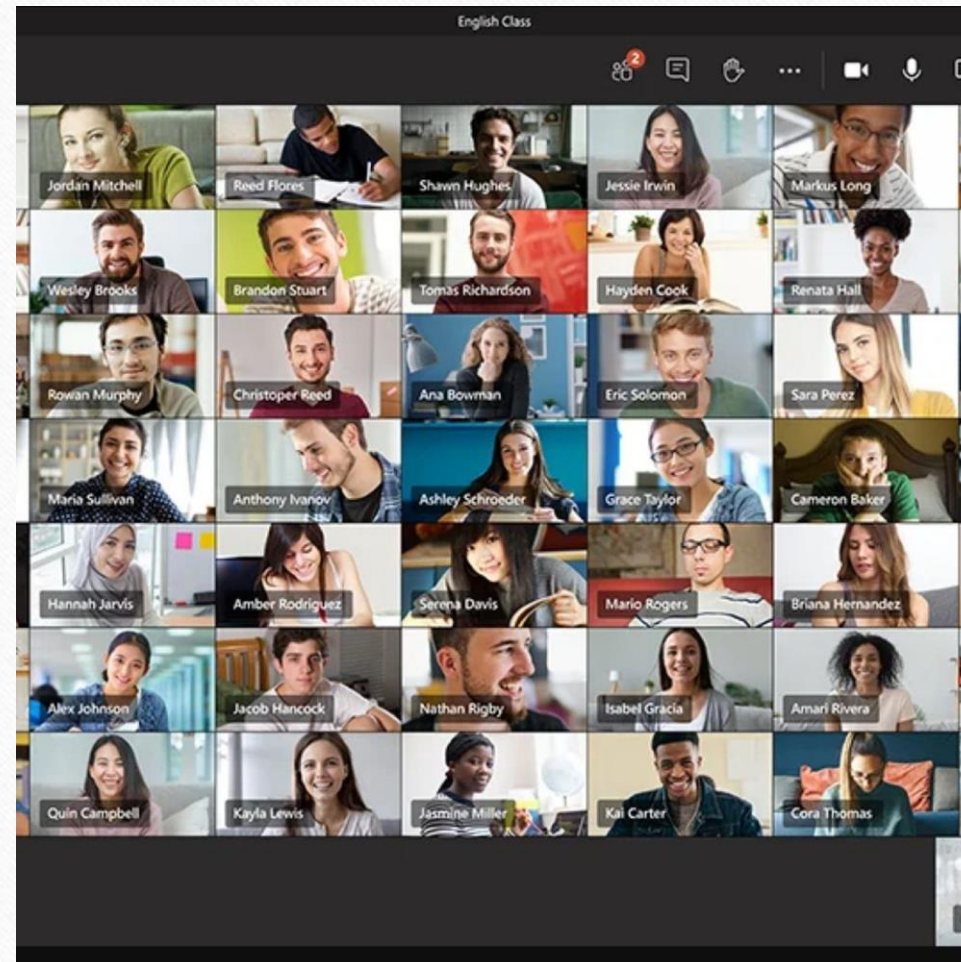
Offered by: translate.google.com

Google Translate Chrome Extension
/ Extensión de Google Translate
Chrome / Google Translate Chrome
Ekstansyon / Extensão do Google
Tradutor Chrome

- [Google Translate Chrome Extension – How To](#)
- [Como utilizar la extensión de Google Chrome Translate](#)
- [Teknik pou enstale Ekstansyon pou tradui paj wèb nan Google Chrome](#)
- [Google Chrome Tradutor – Como acessar](#)

What is Teams?

Teams is being used to deliver web conferences where students and teachers meet synchronously for delivery of instruction

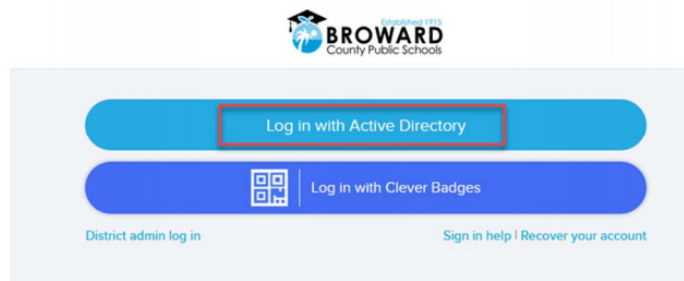




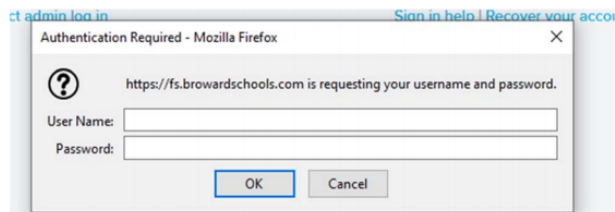
Five Steps to Getting Ready for eLearning Broward County Public Schools Parent Guide

1. How does your child get to school?

Step 1 – go to <https://sso.browardschools.com>



Step 2 – Select the Login with Active Directory, a popup box will appear (make sure you have the pop-up blocker turned off). Enter your child's username and password and hit OK.




Students need to go to sso.browardschools.com to access their Clever Single-Sign-On Launchpad

Have your child sign in with his/her student number and password/PIN to get to his/her personalized Clever Single Sign-On Launchpad.

Schools may not be open, but Learning Never Closes in BCPS

2. How does your child enter school?



Each student's dashboard is different depending on grade level.

Here is a sample of one.

For young and complex learners, parents/guardians should log in with the student information.

Schools may not be open, but Learning Never Closes in BCPS


3. How does your child get to class?



If your child has multiple courses (middle and high school), they need to review their school schedule to know the order in which they should be attending classes.

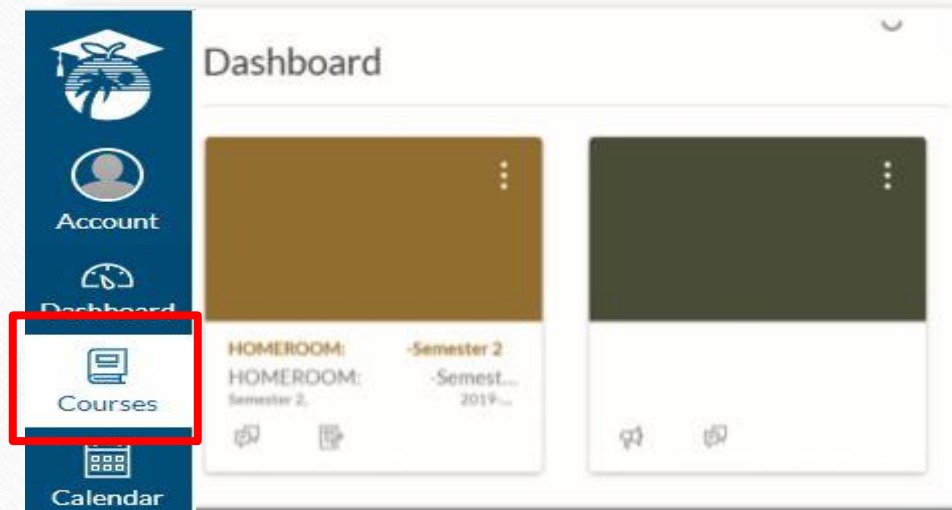
Have your child go to Virtual Counselor to find out his/her class schedule.

Virtual Counselor may be accessed by logging onto your child's Single Sign-On LaunchPad at sso.browardschools.com and clicking on the Virtual Counselor tile.



Schools may not be open, but Learning Never Closes in BCPS

4. How does your child enter class?



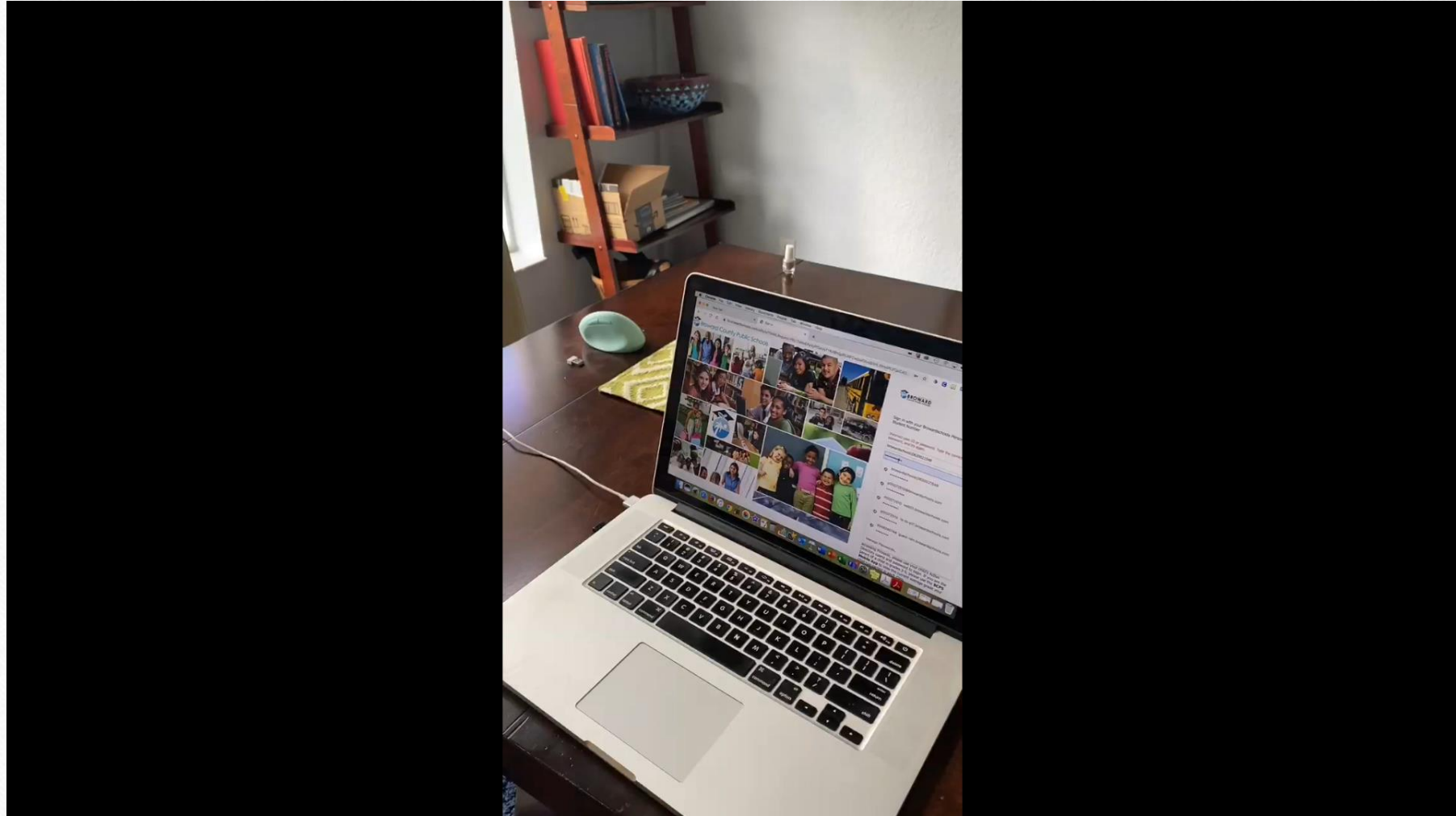
Have your child click on the Canvas image outlined on their SSO Launch Pad.



That will take your child to their Canvas course(s). Each course is a tile, so a student with multiple courses will have multiple tiles.

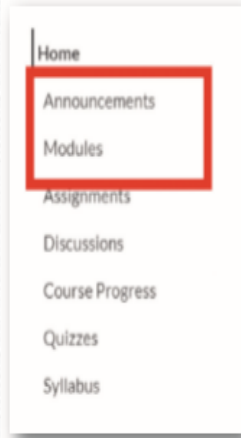
Use the "Courses" button on the left blue navigation bar to access your courses. Or you can click on the Canvas Tile to bring you into your Canvas course.

Elementary Video Example



5. How does your child find his/her Canvas schoolwork and Teams web conference link?

CANVAS ASSIGNMENTS



Read any of the teacher's announcements at the top of the home page of the Canvas course and then look for assignments below. If the teacher has designed work in Modules, click on the Modules link on the left side of the course navigation to begin seeing the units of study.

Teachers will be providing live web conferencing through **Microsoft Teams**. The link to these live meetings will be placed in a **Canvas Home Page**.

TEAMS WEB CONFERENCING LINKS

The screenshot shows a Canvas course page for 'Pre-Calculus'. At the top, there are buttons for 'Jump to Today' and 'Edit'. Below that is a welcome message from Mr. Barmoha. A banner image says 'Welcome to Pre-Calculus'. To the right is a 'Course Status' section with 'Unpublish' and 'Published' buttons, and a list of actions like 'Import Existing Content', 'Import from Commons', etc. Below the banner is a calendar for August 2020. At the bottom is a table of Teams meeting links.

<u>Mr. Barmoha's 1st Period Teams link:</u> 8:30 - 10:00 on Garnet-Day	Join Microsoft Teams Meeting +1 754-216-1864 United States, Fort Lauderdale (Toll) Conference ID: 818 788 401#
<u>Mr. Barmoha's 3rd Period Teams link:</u> 12:05 - 1:35 on Garnet-Day	Join Microsoft Teams Meeting +1 754-216-1864 United States, Fort Lauderdale (Toll) Conference ID: 818 788 402#
<u>Mr. Barmoha's 7th Period Teams link:</u> 12:05 - 1:35 on Gold-Day	Join Microsoft Teams Meeting +1 754-216-1864 United States, Fort Lauderdale (Toll) Conference ID: 818 788 403#

If for some reason your internet is not working properly you can join the meeting by phone with the appropriate phone number and conference ID, please note that joining by

Schools may not be open, but Learning Never Closes in BCPS

Elementary Home Pages

Home

Recent Announcements

Dr. Mancini's Class 20-21


[View Course Stream](#)

[View Course Calendar](#)

[View Course Notifications](#)

To Do

Nothing for now



The image shows a virtual classroom environment. In the center, a female teacher character with blonde hair, wearing a pink sweater and a grey skirt, stands with her right hand raised. Behind her is a black chalkboard with the text "Welcome to Dr. Mancini's Classroom!!". Above the chalkboard is a large "WELCOME" sign with colorful letters. To the left of the chalkboard is a sign that says "SHINE BRIGHT LIKE A Diamond" and another that says "DON'T WORRY BE HAPPY". To the right is a sign that says "GROWTH mindset". Below the chalkboard is a bookshelf filled with books. In the foreground, there is a large, colorful calendar with days of the week labeled: SUNDAY, MONDAY, TUESDAY, WEDNESDAY, THURSDAY, and SATURDAY. The calendar has a grid of colored squares. On the far left, there is a black shelving unit with various educational toys and supplies. On the far right, there is another black shelving unit with books, including one titled "READ", and a small globe with the text "The future of the world is in my classroom".

Schools may not be open, but Learning Never Closes in BCPS

Elementary Home Pages

Support Facilitator



Speech Language Pathologist

TBD

Special this Week: Art



8:00 a.m.

Click on [Dr. Mancini](#) below to access the Teams Link for [Whole Group Instruction](#).



Schedule

8:00 am - Whole Group: Mindfulness

8:15 am - Whole Group: Reading

8:45 am - Small Groups

9:45 am - Break/Recess

10:05 am - Whole Group: Writing

10:30 am - Physical Education

11:00 am - Lunch

11:30 - Whole Group Math

11:50 am - Small Group/Indep. Math

12:20 pm - Specials


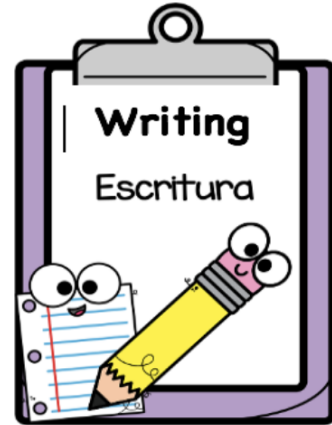

12:50 - Interventions/Enrichment

1:20 pm - Whole Group: Science/Social Studies

1:50 pm - Wrap it up!

Schools may not be open, but Learning Never Closes in BCPS

Elementary Home Pages



Class Meeting Expectations

[Teams Expectations.pdf](#)

Click below at 8:45 am:

[Reading Small Group - A](#)

Click below at 9:05 am:

[Reading Small Group - B](#)

Click below at 9:25 am:

[Reading Small Group - C](#)

Click below:

[Math Small Group](#)

Help/Ayuda



Contact Information:

Email: elementarylearning@browardschools.com

Schools may not be open, but Learning Never Closes in BCPS

Elementary Home Pages

Whole Group Meeting Link



Here is the link for our Whole Group Live Lesson

8:30am-9:30am Monday-Thursday Daily

[Join Whole Group All Students 8:30-9:30 Link \(Microsoft Teams Meeting\)](#) 

Lions and Tigers and Bears, Oh MY!!!

Here are the links that you will sign in for Monday-Thursday daily for small groups. Please ONLY select the small group that you are in.

(You will have one small group and one whole group meeting a day)



[Join Lions Small Reading Group Daily Meeting 9:30-10:00 \(Microsoft Teams Meeting\)](#) 





[Join Tigers Small Reading Group Daily 10:00-10:30 \(Microsoft Teams Meeting\)](#) 







[Join Bears Small Reading Group Daily 10:30-11:00 \(Microsoft Teams Meeting\)](#) 

Small Group Meeting Links



Schools may not be open, but Learning Never Closes in BCPS

Elementary Home Pages

Teacher Name - Grade

📅 August 19 - 28

📅 August 31 - September 4

📅 Sept 8 - 11

📅 September 14-18

📅 September 21 - 25

📅 September 28 - October 2

📅 October 5 - 9

📅 October 12 - 16

RESOURCES

📖 [Decodable Library](#)

📖 [Leveled Book Room](#)

📖 [Back to School Books](#)

📖 [Epic Library](#)

🔗 [Beginner Word Mat](#)

🔗 [Intermediate Word Mat](#)

🔗 [Blending Mat](#)

🔗 [Virtual Math Manipulati...](#)

WEEKLY REMINDERS

Message to students here

Contact Information:

Email:

Phone Number: 754-

Monday

Tuesday

Wednesday

Thursday

Friday

Schools may not be open, but Learning Never Closes in BCPS

Q & A - Part 1



What else do I need to know?



Students need to log in every day:

- To Canvas to review their assignments and instructions from their teacher(s)
- To the Teams web conference by using the Join Link provided by their teacher to receive daily instruction

While your child engages in e-Learning they may not be on the computer all day.

- Some assignments can and will be done online, however, some assignments will be completed offline and then uploaded to a Canvas course for grading.
- Students will be asked to join live web conferences or watch an online video to receive the instruction they need. These web conferences and videos will vary in length.
- As always, please try to provide your child with as much support as possible to help them be successful in their schoolwork.
- Please feel free to email your child's teacher(s) with any questions or concerns about elearning.

Schools may not be open, but Learning Never Closes in BCPS

Pre-K eLearning Schedule Aligns with the 21 Day Plan

7:30 am – 8:00 am

Teacher & Teacher Assistant Planning

8:00 am – 8:55 am

Whole Group Learning

- [10m] Greeting Circle/Welcome Song/Attendance
- [5m] Question of the Day
- [15m] Whole Group Targeted Lesson
- [5m] Mighty Minute/Music & Movement
- [5m] Rhyme/Phonological Awareness
- [15m] Read Aloud
- [10m] Conscious Discipline/Feeling Buddies

9:15 am – 11:00 am

Small Groups [up to 5 students for 20 minutes]

- [20m] Small **Group 1**
[Activity 1: Differentiated Lessons]
[Activity 2: Extended eLearning Activities]
- [20m] Small **Group 2**
- [20m] Small **Group 3**
- [20m] Small **Group 4**

11:00 – 11:30

LUNCH

11:35 – 12:15

Afternoon Whole Group Learning

- [10m] Mighty Minute/Music & Movement
- [20m] Interactive Story Time/Virtual Field Trip/
Science & Discovery
- [10m] Discussion/Shared Writing
- [10m] Closing Circle-daily review, closing songs

12:30

[60m] Rest Time


1:00 – 3:00

Live Parent Contacts, Document Contacts and Assessment Screenings, Planning with Teacher Assistants [30 minutes].



What might a typical school day look like? Elementary School

Standard Schedule – Grades 2 - 5¹




Teacher planning (i.e., parent conferences, etc.)
Daily opener ²
Whole Group Reading: Standards-based instruction (Read Aloud, Explicit Phonics Instruction, etc.)
Small group rotations / CAI ³ / Independent Activities
Break (recess)
Writing Instruction
Teacher led tiered instruction ⁴
Physical Education
Lunch
Whole Group Math Instruction
Small Group Math instruction/Independent Practice
Content specific: Social Studies / Science
Specials ^{5,6}
Teacher planning (i.e., parent conferences, etc.)

Morning Session

7:30 AM
8:00 AM
8:15 AM
8:45 AM
9:45 AM
10:05 AM
10:30 AM
11:00 AM
11:30 AM
12:00 PM
12:30 PM
1:00 PM
1:30 PM
2:00 PM – 3:00 PM

Evening Session



2:00 PM
2:30 PM
2:45 PM
3:15 PM
4:15 PM
4:30 PM
5:00 PM
6:30 PM
7:00 PM
7:30 PM
8:00 PM
8:30 - 9:30 PM

Evening sessions evaluated but not pursued due to low demand

Teacher–student interaction time

-
15 minutes
30 minutes
60 minutes
-
25 minutes
30 minutes
30 minutes
-
30 minutes
30 minutes
30 minutes
-
-




~4 hours 40 minutes
Total teacher-student interaction time

1. ESE and ELL support will be provided throughout the school day per the students needs
2. Social and emotional learning, mindfulness, skills for success
3. Computer assisted instruction (e.g., iReady, Imagine Learning)

4. Includes (Response to intervention, Differentiated learning, Enrichment) and student completion of independent assignments
5. Timing of special may vary based on grade-level and subjects area
6. Instruction provided by specials teacher


What might a typical school day look like? Elementary School

Standard Schedule – Low 300 Schools¹




Teacher planning (i.e., parent conferences, etc.)
Daily opener ²
Whole Group Reading: Standards-based instruction (Read Aloud, Explicit Phonics Instruction, etc.)
Small group rotations / CAI ³ / Independent Activities
Break (recess)
Writing Instruction
Teacher led tiered instruction/Enrichment ⁴
Physical Education
Lunch
Whole Group Math Instruction
Small Group Math instruction/Independent Practice
Content specific: Social Studies / Science
Specials ^{5,6}
Additional Reading – Low 300
Teacher planning (i.e., parent conferences, etc.)

Morning Session



7:30 AM
8:00 AM
8:15 AM
8:45 AM
9:45 AM
10:05 AM
10:30 AM
11:00 AM
11:30 AM
12:00 PM
12:30 PM
1:00 PM
1:30 PM
2:00 PM – 2:30 PM
2:30 PM – 3:30 PM

Evening Session



2:00 PM ⁷
2:30 PM
2:45 PM
3:15 PM
4:15 PM
4:45 PM
5:00 PM
6:30 PM
7:00 PM
7:30 PM
8:00 PM
8:30 AM - 9:30 PM

Evening sessions evaluated but not pursued due to low demand

Teacher–student interaction time

-
15 minutes
30 minutes
60 minutes
-
25 minutes
30 minutes
30 minutes
-
30 minutes
30 minutes
30 minutes
-
30 minutes
-

~5 hours 10 minutes

Total teacher-student interaction time

ESE and ELL support will be provided throughout the school day per the students needs Social and emotional learning, mindfulness, skills for success Computer assisted instruction (e.g., iReady, Imagine Learning)

4. Includes (Response to intervention, Differentiated learning, Enrichment) and student completion of independent assignments
5. Timing of special may vary based on grade-level and subjects area
6. Instruction provided by special teacher

7. Additional Reading Instruction provided by teacher for Low 300 schools; In Evening Session, Planning should start 30 minutes earlier (1:30 PM - 2:00 PM)

What might a typical school day look like? Elementary School

Elementary Instructional Framework

Reading



Students:

Participate in whole/small group instruction, intervention, enrichment, and independent activities such as:

(Independent Activities - Examples only)

- Word Work
- Newsela Reading Passages/Quiz
- Write About Reading
- iReady or Imagine Learning
- FCRR Center Activities

Teacher:

1. Facilitate Whole Group: Interactive Read Aloud/Shared Reading, Explicit & Systematic Instruction in Word Work; Review of Daily Independent Work/Activities
2. Embed Science and Social Studies Text as well as Document-Based Questions (DBQ) method
3. Facilitate Small Groups: Guided Reading, Foundational Skills to include: Phonological Awareness, Phonics, Vocabulary, Comprehension, & Fluency
4. Facilitate Interventions for Teri 2 & 3

(Teams videoconferencing)

Writing



Students:

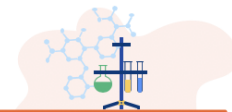
Participate in whole group instruction and guided/independent writing activities

Teacher:

1. Facilitate Whole Group: Mini-Lesson
2. Check-in with students

(Teams videoconferencing)

Science



Students:

Set up journals, participate in 5E whole group lesson, complete independent work/activities

Teacher:

1. Assist students with setting up journals
2. Facilitate Whole Group (may involve demonstration of science inquiry activities)
3. Check-in with students

(Teams videoconferencing)

Math



Students:

Participate in whole group instruction, small group or independent guided practice, and lesson closure

Teacher:

1. Facilitate whole group lesson
2. Facilitate small group lesson review
3. Assign Interactive Student Edition Lesson in Think Central
4. Check-in with students

(Teams videoconferencing)

Social Studies



Students:

Set up journals, participate in whole group lesson, complete independent work/activities

Teacher:

1. Assist students with setting up journals
2. Facilitate Whole Group
3. Check-in with students

(Teams videoconferencing)

What might a typical school day look like? Elementary School

Standard Schedule – Grades K-1¹

Teacher Planning

Circle Time/Whole Group:

- Students log in to their canvas Homeroom and click on their Whole Group icon for Teams Mtg.
- Mindfulness activity/SEL/Daily Discussion opener (type/video response to a question) – 10 minutes
- Calendar Time – 5 minutes

Whole Group Literacy:

- Interactive Read Aloud/Shared Reading/Weekly Poem
- Brain Break before next whole group activity with music and movement

Whole Group Literacy:

- Explicit & Systematic Instruction in Phonics/Word Work

Small Group:

- Teacher meets with 2-3 small reading groups (about 15-20 minutes each) use TEAM channels for small group while others stay signed in.
- Students watch and participate in pre-recorded lessons and are working in center-like activities. See breakdown of time and menu of examples.

Morning Session

7:30 AM

8:00 AM

8:15 AM

8:30 AM

8:45 AM



Evening Session

2:00 PM

2:30 PM

Evening sessions
evaluated but not
pursued due to
low demand

3:00 PM

3:15 AM



Teacher–student interaction time

-

15 minutes

-

15 minutes

-

15 minutes

60 minutes

What might a typical school day look like? Elementary School

Elementary Instructional Framework: Grades K-1 Small Group Rotations

8:45 AM-9:05 AM

Group A

Teacher Small Group

- Foundational Skills: Oral Language, Phonological Awareness, Phonics, Vocabulary, Comprehension, & Fluency
- Letter Names and Sounds
- Building Words
- Concepts of Print
- Phonemic Awareness
- Guided Reading

Group B

Independent Activities/Centers: (Examples listed below)

- Word Work Activities
- Audio Books with response
- Memory Games
- Time for Kids (Science and SS), if applicable
- Science A to Z Leveled Books
- Stemscopes Leveled Books
- myON
- Accelerated Reader

Group C

Computer Assisted Instruction: (Examples listed below)

- iReady
- Starfall
- Imagine Learning
- Spelling City
- Nearpod

9:05 AM-9:25 AM

Group A

Computer Assisted Instruction: (Examples listed below)

- iReady
- Starfall
- Imagine Learning
- Spelling City
- Nearpod

Group B

Teacher Small Group

- Foundational Skills: Oral Language, Phonological Awareness, Phonics, Vocabulary, Comprehension, & Fluency
- Letter Names and Sounds
- Building Words
- Concepts of Print
- Phonemic Awareness
- Guided Reading

Group C

Independent Activities/Centers: (Examples listed below)

- Word Work Activities
- Audio Books with response
- Memory Games
- Time for Kids (Science and SS), if applicable
- Science A to Z Leveled Books
- Stemscopes Leveled Books
- myON
- Accelerated Reader

9:25 AM-9:45 AM

Group A

Independent Activities/Centers: (Examples listed below)

- Word Work Activities
- Audio Books with response
- Memory Games
- Time for Kids (Science and SS), if applicable
- Science A to Z Leveled Books
- Stemscopes Leveled Books
- myON
- Accelerated Reader

Group B

Computer Assisted Instruction: (Examples listed below)

- iReady
- Starfall
- Imagine Learning
- Spelling City
- Nearpod

Group C

Teacher Small Group

- Foundational Skills: Oral Language, Phonological Awareness, Phonics, Vocabulary, Comprehension, & Fluency
- Letter Names and Sounds
- Building Words
- Concepts of Print
- Phonemic Awareness
- Guided Reading

What might a typical school day look like? Elementary School

Standard Schedule – Grades K-1¹

Break (recess)

Whole Group Writing:

- Writing mini-lesson (may be related to read aloud)

Small Group/Independent Writing:

- Students write independently.
- Teacher can meet with children or pull smaller groups to share writing (students remove headphones to work in a quiet environment, teacher displays a timer to keep students aware of time)

Physical Education:

- Music and movement together involving literacy and math concepts (can share screen if teacher prefers for the class to follow a video)
- Canvas Lessons

Lunch

Whole Group Math:

- Lesson w/manipulatives

Morning Session

9:45 AM

10:05 AM

10:20 AM

10:30 AM

11:00AM

11:30AM

Evening Session

4:15 PM

4:35 PM

4:50 PM

5:30 PM

6:00 PM

Evening sessions
evaluated but not
pursued due to
low demand

Teacher–student interaction time

-

15 minutes

10 minutes

30 minutes

-

20 minutes

What might a typical school day look like? Elementary School

Standard Schedule – Grades K-1¹

Small Group Math/Independent Activities

- Personal Math Trainer (PMT) & Small Group math with manipulatives
- Additional centers may include: iReady, Imagine Math, Reflex, etc for 20 minutes (if applicable)

Specials:

- Students click on their Specials button on their classroom Homepage to access their Specials Teacher's course/meetings

Tier 2 & 3 Intervention or Enrichment

- Teacher meets with any students to provide interventions, reteach, or enrich
- Students engage in SEL and developmental learning: drawing, building with blocks/LEGOs, sharing about themselves, games/toys

Whole Group Social Studies/Science

- Embed as much into the Literacy Block

Social Studies/Science Independent Work

- Teacher checks-in with students on understanding of content/activities

Morning Session

11:50 AM

123

12:20 PM

12:50 PM

1:20 PM

1:40 PM

Evening Session

6:20 PM

6:40 PM

Evening sessions
evaluated but not
pursued due to
low demand

7:40 PM

8:10 PM



Teacher-student interaction time

20 minutes

-

30 minutes

20 minutes

10 minutes

What might a typical school day look like? Elementary School

Standard Schedule – Grades K-1¹

Daily Wrap Up

- Mindfulness/SEL
- Discuss tomorrow

Teacher Planning

Morning Session

1:50 PM

2:00 PM

Evening Session

Evening sessions
evaluated but not
pursued due to low
demand

Teacher–student interaction time

20 minutes

~4 hours 40 minutes
**Total teacher-student
interaction time**

- ESE and ELL support will be provided throughout the school day per the student's needs. See additional Guidance Document.
- Timing of Special may vary based on grade-level and subject area; Instruction provided by Specials Teacher
- Students will be provided movement breaks throughout the activities during the day

Q & A - Part 2



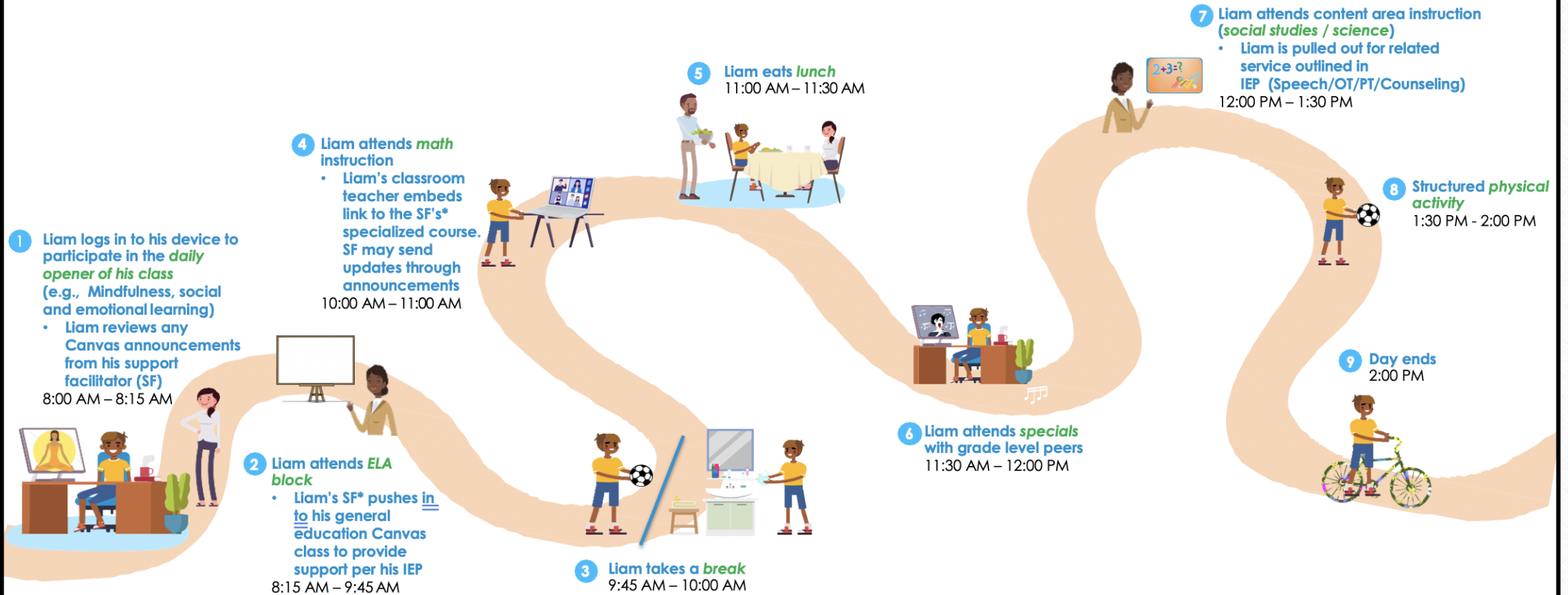
What might a typical school
day look like
for a student with disabilities
in elementary school?

ILLUSTRATIVE: Day in the life of Liam's eLearning day (Pre-K special program*)



*ESP support is integrated throughout the day.
 *Therapy/counseling services will occur throughout the school day based on collaboration with the teacher and parent/caregiver
 *Itinerant ESLs teacher will push in or pull student out for services per the student's IEP

ILLUSTRATIVE: Day in the life of Liam's eLearning day (Support facilitation)



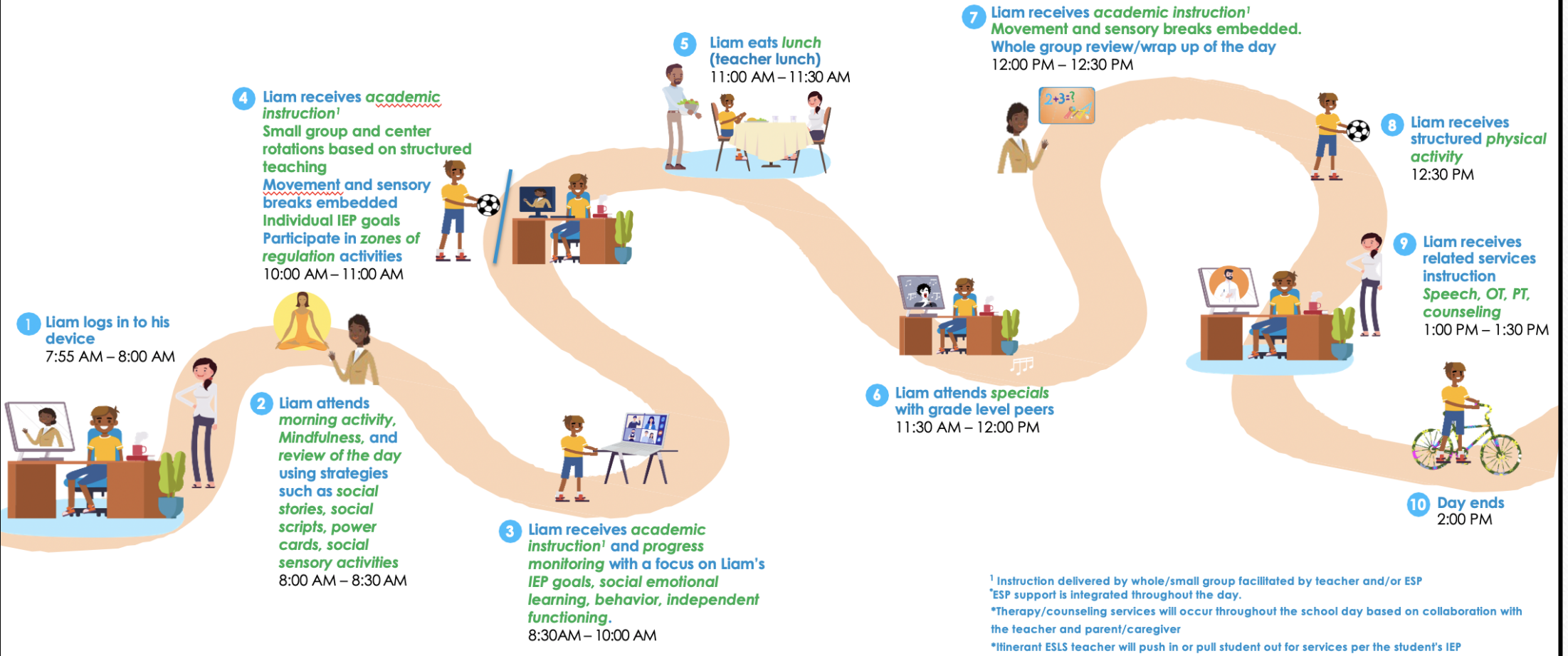
*SF will provide support or direct specialized instruction in one or more of the academic rotations based on Liam's IEP. SF pushes into classroom to provide support in reading, LA, or math.

SF may pull out and meet with small group for direct specialized instruction in the virtual general education or ESE classroom. Accommodations are provided by both general education teacher and SF as described on IEP


*Therapy/counseling services will occur throughout the school day based on collaboration with the teacher and parent/caregiver

*Itinerant ESLs teacher will push in or pull student out for services per the student's IEP

ILLUSTRATIVE: Day in the life of Liam's eLearning day (Elementary special program* class)




¹ Instruction delivered by whole/small group facilitated by teacher and/or ESP
^{*}ESP support is integrated throughout the day.
^{*}Therapy/counseling services will occur throughout the school day based on collaboration with the teacher and parent/caregiver
^{*}Itinerant ESL teacher will push in or pull student out for services per the student's IEP



Gifted Services During eLearning




- Students will continue to work with gifted endorsed teachers.
- Gifted teachers will differentiate the online content to meet the individual needs and goals on the student's EP's.
- EP meetings will continue virtually unless the parents choose to wait until a face-to-face meeting is possible.
- The district Gifted Team will continue to provide weekly webinars for teachers on topics such as differentiation, how to create collaborative student groups remotely, how to create enrichment clusters in Canvas, how to increase the rigor/complexity of assignments to meet the student's intellectual needs, etc.



Gifted Services During eLearning



- Monthly Gifted Advisory Council Meetings for parents will continue virtually with topics such as acceleration, advanced academic options, social/emotional learning for the gifted, etc.
- A Canvas course for parents of the Gifted has been created with free resources. You can access it by going to:
<https://browardschools.instructure.com/courses/880063>
- The district Gifted Team will have bi-weekly morning and evening open webinar times where parents can come and ask questions.




Applied Learning Department

Director, **Susan M. Cantrick**

Providing access and opportunity through performance and problem-based learning in *Specials, Electives and Extracurricular Activities*



Joseph Luechauer, Music and Performing Arts Curriculum Supervisor
Music, Chorus, Band, Orchestra, Theater



Lisa Milenkovic, STEM+CS Curriculum Supervisor
Computer Science, Robotics, Dig Deeper Learning, SECME, Environmental



Megan West, Civic Engagement Curriculum Supervisor
Debate, Chess, Adulting, Civically Relevant Experiences for Students and Teachers (CREST), Civics Through the Arts



Donna Haynes, Visual Arts Curriculum Supervisor
Art, Ceramics, Art 2D and 3D



Matthew Schroeder, Physical Education and Driver's Education Curriculum Supervisor
PE, Health, Driver's Education

Specials, Electives and Extracurricular Information

Go to <https://www.browardschools.com/Page/34542>



Broward County Public Schools
Department of Applied Learning
 create | communicate | collaborate | connect

Welcome to Applied Learning: Specials and Elective Programs
COVID-19 Update August 10, 2020

Learning resumes on Wednesday, August 19th

- Report to school by going to <http://sso.browardschools.com>
- Report to your classroom by **clicking on the Canvas** tile on your dashboard
- You will find directions, including when your teacher will be on-line, in your "Canvas Classroom"
- Elementary students will find a separate Canvas course for their specials
- Middle & High School students will find a separate Canvas course for each class

It is strongly advised that all students, teachers, and parents prepare for an extended period of on-line learning. Updates on numerous other academic topics, including significant details on by grade band, support program, and parent support are at [BCPS Learning Never Closes](#).

[Applied Learning Events 2020-21 \(Draft\)](#)

Go to [Broward Schools Coronavirus](#) for Updates on All Topics

APPLIED LEARNING CALENDAR OF EVENTS 20-21: SEMESTER 1 DRAFT										
Subject	Dates	School/District Based	Number of Chaperones	Number of Students	Parents/Families	Location	Start Time	End Time	Categories	
Back to School District Music/PA Meetings	8/14/2020	District	NA	NA	NA	Virtual - Teams	8AM	4PM	Music Teachers Theater K-12	
STEM+CS Teacher Back to School Meetup	8/14/2020	District	N/A	Virtual (TBD)	Virtual (TBD)	Teams	8AM	4PM	STEM+CS	
Back to School District Arts Meetings	8/14/2020	District	NONE NEEDED	NONE	NONE	TEAMS	8AM	4PM	Visual Art	
Back to Debate Coaches Meeting	8/15/2020	District	Virtual (TBD)	Virtual (TBD)	Virtual (TBD)	Zoom	9AM	1PM	Civic Engagement (Debate)	
Audition - Elementary - All State	9/1/2020	District	NA	Virtual (TBD)	Virtual (TBD)	Virtual - Zoom	8AM	6PM	Music 4-5 Elementary	
Audition - Chorus-All State #1	9/12/2020	District	NA	Virtual (TBD)	Virtual (TBD)	Virtual - Zoom	8AM	6PM	Music 6-12 Chorus	
Audition - Orchestra - All State	9/14/2020	District	NA	Virtual (TBD)	Virtual (TBD)	Virtual - Zoom	10AM	8PM	Music 6-12 Orchestra	
AST #1 (HS)	9/16/2020	District	Virtual (TBD)	Virtual (TBD)	Virtual (TBD)	Zoom	3PM	7PM	Civic Engagement (Debate)	
Wakefield Warm-Up Debate Tournament (Secondary)	9/19/2020	District	Virtual (TBD)	Virtual (TBD)	Virtual (TBD)	Zoom	8AM	5PM	Civic Engagement (Debate)	
MAST #1 (MS)	9/23/2020	District	Virtual (TBD)	Virtual (TBD)	Virtual (TBD)	Zoom	3PM	7PM	Civic Engagement (Debate)	
Audition - Band - All State	9/26/2020	District	NA	Virtual (TBD)	Virtual (TBD)	Virtual - Zoom	7AM	5PM	Music 6-12 Band	
Broward University All Star Arts Exhibit/On Line Exhibit Celebration	10/2020 TBA	District - HS	NONE NEEDED	NONE	Virtual (TBD)	on-line-BC- TBD Live	TBD	TBD	Visual Art	
Nova Titan Invitational (HS)	10/10-11/2020	School (Nova)	Virtual (TBD)	Virtual (TBD)	Virtual (TBD)	Zoqin	9AM	5PM	Civic Engagement (Debate)	
Hawk Flights Invitational (MS)	10/3/2020	School (McNichol)	Virtual (TBD)	Virtual (TBD)	Virtual (TBD)	Zoom	9AM	5PM	Civic Engagement (Debate)	
AST #2 (HS)	10/13/2020	District	Virtual (TBD)	Virtual (TBD)	Virtual (TBD)	Zoom	3PM	7PM	Civic Engagement (Debate)	
Audition - Chorus - All State #2	10/13/2020	District	NA	Virtual (TBD)	Virtual (TBD)	Virtual - Zoom	3PM	8PM	Music 6-12 Chorus	
Esports Beyond the Game 1	10/16/2020	District	N/A - asynchronous	Virtual (TBD)	Virtual (TBD)	Flipgrid / NASEF (TBD)	N/A	5PM	STEM+CS	
Robotics - Elementary - Virtual Q1	10/16/2020	District	N/A - asynchronous	Virtual (TBD)	Virtual (TBD)	Flipgrid	N/A	5PM	STEM+CS	
Robotics - Secondary - Virtual Q1	10/16/2020	District	N/A - asynchronous	Virtual (TBD)	Virtual (TBD)	Flipgrid	N/A	5PM	STEM+CS	
Minecraft Q1	10/16/2020	District	N/A - asynchronous	Virtual (TBD)	Virtual (TBD)	Flipgrid	N/A	5PM	STEM+CS	
SECME design and build challenge Q1	10/16/2020	District	N/A - asynchronous	Virtual (TBD)	Virtual (TBD)	Flipgrid	N/A	5PM	STEM+CS	
Green Team/Eco Clubs p3EcoChallenge part 1 Q1	10/16/2020	District	N/A - asynchronous	Virtual (TBD)	Virtual (TBD)	Flipgrid	N/A	5PM	STEM+CS	
SFCFL Invitational-October (HS)	10/17/2020	School (Western)	Virtual (TBD)	Virtual (TBD)	Virtual (TBD)	Zoom	8AM	5PM	Civic Engagement (Debate)	
Elementary Music Teacher Best Practices Meeting #1	10/19/2020	District	NA	NA	NA	Virtual - Zoom	8AM	1PM	Music Teachers Elem K-5	
Teacher Mentoring Meeting #1	10/19/2020	District	NA	NA	NA	Virtual - Teams	1PM	4PM	Music Teachers Theater K-12	
Ceramics 101 Workshop/PL	10/19/2020	District	NONE NEEDED	NONE	NONE	TEAMS	8AM	2PM	Visual Art	
Ceramic Amaco Workshop/PL	10/19/2020	District	NONE NEEDED	NONE	NONE	TEAMS	8AM	2PM	Visual Art	
EAST #1 (ES)	10/20/2020	District	Virtual (TBD)	Virtual (TBD)	Virtual (TBD)	Zoom	3PM	7PM	Civic Engagement (Debate)	
Superintendent's Art Exhibit/On Line Exhibit Celebration	10/22/2020	District	NONE NEEDED	NONE	Virtual (TBD)	on-line-KCW- TBD Live	TBD	TBD	Visual Art	



Parent Resources

Join us for separate parent sessions from 6:30 pm – 8:00 pm for ESE students (Friday 8/14) and ELL student (Monday 8/17)

1. Learning Never Closes: When the school buildings are closed for any reason (vacation, weekends, or even unexpected closures), BCPS encourages families and caregivers to have students engage in academic activities such as the ones found at:

<https://www.browardschools.com/learningnevercloses>

2. Canvas Parent course providing information about BCPS digital resources including the Canvas Parent and Student Apps and information on how to use Canvas as a student at

<https://browardschools.instructure.com/courses/411>

3. For students in Grades Pre-K - 5: Parents should access the Supporting Young Learners open Canvas course at <http://bit.ly/SupportingYoungLearners>. This course provides guidance and resources related to English Language Arts/Literacy, Math, Science, Social Studies, and Social Emotional Learning to help ensure your child continues to be successful in school.

4. For students in Grades 6 - 12: Parents should access the Supporting Secondary Learners open Canvas course at <http://bit.ly/SupportingSecondaryLearners>. This course provides guidance and resources related to English Language Arts, Math, Science, Social Studies, and Social Emotional Learning to help ensure your child continues to be successful in school.

5. Open CANVAS course for parents of ELLs of resources to support their child at:

<https://browardschools.instructure.com/courses/867005>

6. For ESE students in grades K-5 parents can self-enroll in a Canvas resource course

at: <https://browardschools.instructure.com/enroll/XTLXDN>

7. Download your free copy of Microsoft Office Suite from <https://www.browardschools.com/Page/38732>

8. For information and updates on the Coronavirus visit browardschools.com/coronavirus.



The FDLRS Network receives its priorities from the Bureau of Exceptional Education and Student Services and works in collaboration with districts and families to best provide quality programs and services at the local level in an effort to reach the indicators in BEESS Strategic Plan supporting the success of ALL learners.

FDLRS also supports Florida's Goals of: Higher Student Achievement, Skilled Workforce and Economic Development, Seamless Articulation and Maximum Access and Quality Efficient Services.

FDLRS Administration Staff

Support Personnel: Wendy Beasley and Ashley Futch

Coordinators: Sara Gaines, Shannon McCosker, Susan Saunders, Kim Seth and Tracy Umphenour

Administrator: Mary Ann Ahearn

WEBSITE: www.fdlrs.org and www.fl-pda.org

Florida Diagnostic & Learning Resources System

Fridays with FDLRS **A Parent Webinar Series**

The FDLRS Administration Project and Associate Centers Network are proud to offer a **series of parent webinars** to take place virtually over the 2020-2021 school year.

- August 21st – Keeping Your Kids Safe on the Web
- September 18th – Understanding ESE: An Overview
- October 16th – Accommodations
- November 20th – Basic Behavior Principles for Success
- December 18th – Social Skills: Teaching Replacement Behaviors
- January 15th – Components of a Quality IEP
- February 19th – Transition for Secondary
- March 19th – Technology Tools for Beginners
- April 16th – How Understanding Learning Styles Helps When Parenting
- May 21st – Resources for Parents and Families

These topics have been selected in response to requests for information, needs assessment results and priority areas identified from the ESE Parent Survey conducted by the Bureau of Exceptional Education and Student Services (BEESS).

The **90-minute webinars** are conducted during lunch hours, from **11:30AM – 1:00PM EST** on a designated Friday for parents/family/professionals. All sessions will be recorded and posted on the www.fdlrs.org website for access at your convenience at a later date.

These webinars are **free of charge and open to all parents/families/professionals of working with children with disabilities or those with unique learning needs**. We ask that you register at least 2 weeks prior to the event. The URL will be sent to you in an email the day prior to the webinar. **Registration for all webinars is located at:**

<http://www.fdlrs.org/free-parent-webinars-fridays-fdlrs>

You may register for one or all the webinars at your earliest convenience.

We look forward to “seeing” you soon! If you have any questions please email ahearnm@nefec.org or call 386-312-2265.




Accessing the Canvas Parent App

[Canvas Parent App Broward 2-12-20.pdf](#)

The Canvas Parent app enhances the potential for parents to engage in their children's education. The Canvas Parent app is available both for iOS (version 10.0 or higher) and Android (version 5.0 or higher) through the Apple App Store or the Google Play store. Use the links below to learn more about the Canvas Parent app.

- [Parent iOS app.](#)
- [Parent Android app.](#)
- [Canvas App Features](#)
- [Canvas Parent App Video Tutorial](#)
- [Canvas Parent App Tutorial - Español](#)
- [Canvas Parent App Tutorial - Haitian-kreyòl](#)
- [Canvas Parent App Tutorial - Português](#)
- [Canvas Parent App Tutorial - العربية](#)

Digital Student Resources



- Students can access the Digital Student Resources course directly from their Single-Sign-On Clever Launch Pad highlighted in red
- Or by clicking the Student Textbooks & Resources link located under Resources in the blue global navigation menu in any Canvas course.
- Students can access their digital textbooks here.



Passport to Canvas – Student Canvas Course

STUDENT RESOURCES

Digital Textbooks

Digital Resources

Learning Never Closes

Digital Resources

★ K-5 Textbooks

★ 6-8 Textbooks

★ 9-12 Textbooks

Library/Media Resources

Naviance

Learning Never Closes

Canvas Self-Paced How To Course ✓

Passport to Canvas ✓

Students can learn how to use Canvas by participating in the [Passport to Canvas](#) course found in the [BCPS Digital Student Resources](#) Canvas Course.



As part of Broward County Public Schools (BCPS) commitment to supporting families and employees engaging in distance learning, the District has established a dedicated technical support line to assist with computer-related issues and needs.


Instead of contacting individual schools for assistance, BCPS parents, students and staff are encouraged to call the technical support line if they have questions or need help with any of the following:

- Operating the computer device
- Fixing a computer device
- Obtaining a computer device
- Using academic platform or programs, such as Canvas, Teams, Office, etc.

Physical Support at select locations will be provided at least 3 days a week that will be managed through appointments created from the Virtual Call Center. Identification of these sites will be communicated at a future date.

BCPS Technical Support Line Call
754-321-0569
Monday through Friday 8 a.m. – 4 p.m.
Starting August 24, 2020

For curriculum support, families should continue to contact the main phone number of the school the student attends. Mental health support is also available through BCPS Student Services Department by calling 754-321-HELP (4357).



Affordable Internet Access Options for BCPS Families and Staff

There are several options to provide more affordable internet services to meet the needs of struggling Broward families and staff who do not presently have internet access. The following priority list will be served with these opportunities:

1. Students affected by housing instability/insecurity will be provided with unlimited data internet mobile hotspots (or unlimited data phones) at no cost to them.
2. Students who are deeply economically affected by this crisis (e.g., are now the sole family breadwinner) will be provided with unlimited data internet mobile hotspots at no cost to them; and
3. Low income families and staff will continue to be referred to:
 - a) AT&T's Access program with \$5 - \$10/mo.*cost. Please visit att.com/access for more details or call 855-220-5211.
 - b) Comcast's \$10/mo. Internet Essentials program** for low income families. Please visit internetessentials.com or call 1-855-846-8376 for English or 1-855-765-6995 for Spanish.



Web Conferencing Netiquette

Students need to follow proper web conferencing netiquette and display the proper code of conduct and decorum in a virtual meeting. To help you participate well in your class web conference follow these simple virtual meeting netiquette rules and tips:

1. Leave the keyboard alone...
2. Dress appropriately...
3. Be aware of your surroundings...
4. Mute your microphone when you are not talking...
5. Speak up, but do not shout...
6. No food allowed...
6. Stay seated and stay present...
7. Find a quiet location with no or minimal background noise...
9. Turn off all sounds on your phone...
10. Parents should not interrupt meetings...
11. Do not record or upload any portion of any web conference ...

For more information on Digital Citizenship and Internet Safety go to [Digital Citizenship Resources](#).



Attendance Taking

- Teachers will record student attendance in Pinnacle.
- Students will be counted in attendance during their scheduled class time in Teams.
- Students and Parents should communicate with their teachers if they have any issues with connecting to Teams and Canvas

Q & A - Part 3



Where Can You Find This Presentation?

- You can find this presentation on the home page of your child's school website
- You can find this presentation on the Learning Never Closes website at <https://www.browardschools.com/learningnevercloses>
- All of the information being shared tonight will be available to everyone on the District and school websites, including the recording of the events and transcripts in six languages: Arabic, Chinese, Haitian-Creole, Portuguese, Spanish, and Vietnamese.
- The Parent University webpage is live and can be found through the link below: <https://www.browardschools.com/parentuniversity>

Parent Community Involvement Task Force (PCITF)

The Parent Community Involvement Task Force is planning to sponsor other webinars. The members of our task force are volunteers who value your input in helping us to enhance parent involvement.

Please share any ideas you might have for future topics by emailing at pcitfbrowardschools@gmail.com.

Presenters

Dr. Lori Canning, Executive Director Early Learning & Language Acquisition
lori.canning@browardschools.com

Saemone Hollingsworth, Executive Director Exceptional Student Learning Support
saemone.hollingsworth@browardschools.com

Dr. Daryl Diamond, Director of Innovative Learning

daryl.diamond@browardschools.com

Dr. Nicole Mancini, Director of Elementary Learning

nicole.mancini@browardschools.com

Guy Barmoha, Director of Secondary Learning

guy.barmoha@browardschools.com

Susan Cantrick, Director of Applied Learning

susan.cantrick@browardschools.com

Victoria Saldala, Director ESOL/Bilingual Education

victoria.saldala@browardschools.com

Zuzel Rodriguez, Curriculum Supervisor Gifted and Talented

zuzel.rodriguez@browardschools.com

Producers

Randy Stephen, Office of Information and Technology
Jason Greenberg, Office of Information and Technology